





		Recommended RAWL Products	SWL (kg)	Examples of Suitable Applications													
				Dry Wall / Stud Batons	Skirting Boards	Electrical Fittings	Light Shelving	Brackets / Hooks	Boilers	Heavy Shelving	Radiators	Door / Window Frames	Bathroom Fittings	Kitchen Fittings			
Load Application	Light	 Hammer In Fixing	15	✓	✓	✓											
	Medium	 RAWL_IN_ONE™	24	✓	✓	✓	✓	✓	✓	✓	✓						
		 FIX Expansion Plug	24	✓	✓	✓	✓	✓	✓	✓	✓	✓					
	Heavy	 Frame Fixing	32	✓	✓	✓	✓	✓	✓	✓	✓	✓	✓	✓	✓	✓	✓

\* SWL - Maximum Recommended Safe Working Load in Tension

## HSS METAL BIT

### Product Information



- Recommended for accurate drilling of the installation holes for all fixings.

### Features

- Milled, high speed steel for longer lasting performance.

### Recommended HSS Metal Bit Range

Diameter (mm)	Length (mm)	Effective Length (mm)	Product Code	Quantity
5.5	94	56	36-011	Single
6	94	58	36-012	Single
8	118	74	36-016	Single

## Hammer-In Fixing



### Typical Applications

- Fixing stud battens to wall before cladding.
- Fixing skirting boards

### Product Information

#### Features

1. Internal zigzag expansion ridges in conjunction with tapered lead in provide maximum expansion.
2. Durable PA6 grade nylon for extended fixing life.
3. Larger Flange and screw head diameter increases fixture hold.
4. Thread lock design prevents pre-expansion during transit and aids installation.

### Recommended Hammer-In Fixing Range

DESCRIPTION	HOLE DIAMETER (mm)	FIXING HEAD TYPE	QUANTITY	Outer Box Quantity	Product Code
6x40	8	Cylindrical	100	2400	FX-N-06C040
		Countersunk	100	2400	FX-N-06L040
		Mushroom	100	2400	FX-N-06K040
		Countersunk with Metric Connector Thread	100	2400	FX-N-06L040-M6
6x45	8	Cylindrical	100	1800	FX-N-06C045
		Countersunk	100	1800	FX-N-06L045
6x55	8	Cylindrical	100	1200	FX-N-06C055
		Countersunk	100	1200	FX-N-06L055
6x60	8	Cylindrical	100	1200	FX-N-06C060
		Countersunk	100	1200	FX-N-L060
6x70	8	Cylindrical	100	1200	FX-N-06C070
		Countersunk	100	1200	FX-N-06L070
6x80	8	Cylindrical	100	1200	FX-N-06C080
		Countersunk	100	1200	FX-N-06L080

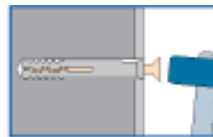
### Hammer-In Fixing Performance Data

MAXIMUM SAFE WORKING LOAD IN TENSION	
kg	N
15kg	150N

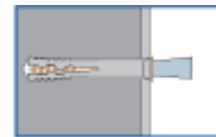
### Hammer-In Fixing Installation



1. Place fixture in position. Drill hole of appropriate diameter through fixture into base material. Total depth (including fixture) should equal length of plug plus 5mm. Clean out hole.



2. Insert plug into hole, lightly tap flush to the fixture.



3. For extra security, tighten until secure with a screw driver.

## RAWL-IN-ONE™ Multi-Purpose Plug



### Typical Applications

- Household fixtures – Cupboards, shelves, hooks etc...
- Hollow walls – plasterboard, plywood, chipboard, etc...
- Combination Walls – Dry lined walls. etc...

### Product Information

#### Features

1. Flange ensures flush fit to surface. Can be collapsed for deep setting in solid materials.
2. Anti-rotation fins prevent spinning when tightening screw.
3. Engineered grip feature for extra holding power.
4. Twin expansion points for a strong fix in hollow, solid or combination substrate.

### Recommended RAWL-IN-ONE™ Range

DESCRIPTION	SCREW SIZE	HOLE DIAMETER (mm)	OPTIONS	QUANTITY	PACK
8mm	5	8	With screws	8	67- 610
			No screws	20	67- 630
			No screws	100	67- 631

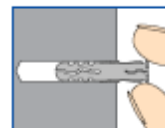
### RAWL-IN-ONE™ Performance Data

MAXIMUM SAFE WORKING LOAD IN TENSION	
8mm	
kg	N
24kg	240N

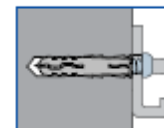
### RAWL-IN-ONE™ Installation: Solid Walls



1. Mark out and drill holes.



2. Clean out holes and insert RAWL-IN-ONE™, Tap home



3. Position Insert screw tighten until fixture is secure.

## FIX Expansion Plug



### Typical Applications

- Household fixtures – Cupboards, shelves, hooks etc...
- Heavy Household fixtures – radiators, kitchen cabinets, large shelves, etc...

### Product Information

#### Features

1. Engineered grip feature for extra holding power.
2. Anti-rotation fins prevent spinning when tightening screw.
3. Durable PA6 grade nylon for extended fixing life.
4. Extended Zigzag design for enhanced expansion.
5. Available with a range of screws for a selection of applications.

### Recommended FIX Range

DESCRIPTION	HOLE DIAMETER (mm)	Screw Type	QUANTITY	Outer Quantity	Product Code
8m m	8	No screws	100	2400	FIX-N-08
		Countersunk	200	2400	FIX-08+
8m m With Flange	8	No screws	200	4800	FIX-NF-08

### FIX Performance Data

MAXIMUM SAFE WORKING LOAD IN	
kg	N
24kg	230N

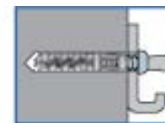
### FIX Installation



1. Mark out and drill holes.



2. Clean out holes and insert FIX plug, Tap home.



3. Position Insert screw tighten until fixture is secure.

## Frame Fixing



### Typical Applications

- Quick, easy fixing of timber or metal door and window frames.
- No Marking out – drill straight through frame.

### Product Information

#### Features

1. Countersunk Pozzi-head screw provided, suitable for use with screw caps.
2. Durable PA6 grade nylon for extended fixing life.
3. Tough nylon sleeve prevents frame distortion during tightening.
4. Anti-rotation lugs.
5. Extended Zigzag design for enhanced expansion.

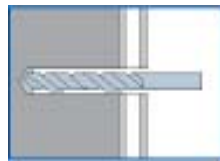
### Recommended Frame Fixing Range

DESCRIPTION	SCREWHEAD TYPE	HOLE DIAMETER (mm)	MAX FIXTURE THICKNESS (mm)	QUANTITY	PACK	BOX
8x60	Countersunk 3pt Pozzi	8	20	16	21-357	
				50		21-320
8x80	Countersunk 3pt Pozzi	8	40	4	21-373	
				6	21-358	
				16	21-350	
				50		21-323
8x100	Countersunk 3pt Pozzi	8	60	16	21-351	
				50		21-326
8x120	Countersunk 3pt Pozzi	8	80	16	21-352	
				50		21-329

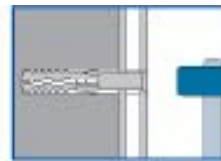
### Frame Fixing Performance Data

MAXIMUM SAFE WORKING LOAD IN TENSION	
kg	N
32kg	320N

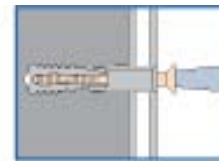
### Frame Fixing Installation



1. Place frame in position and drill appropriate diameter hole through frame into base material. The hole depth (including frame) should equal plug length plus 10mm. Clean out hole. Countersink for neat finish



2. Insert plug through fixture into hole and lightly tap until flush with the surface.



3. Insert the screw and tighten until secure. Fit a screw cap when fixing is complete (optional).